



Heritage happenings

Volume 15 Issue 6

February 2007

Great Lakes
Heritage Quilters



President's Perspective

This is an exciting month for GLHQ. We have mystery quilt day and our first quilt show. I look forward to mystery quilt day every year because it gives me a date that I need to have the previous years project done. This is a good thing because I have been sewing the binding on mine since July. We all know how those wall hangings can take some time. That will be one quilt I can cross off the list. I am really excited about the quilt show. I entered three quilts. I have never had a quilt in a show before. I hope everyone enjoys them as much as I do. Happy quilting!

Christine Reeves

Book Sale Fundraiser Book Sale Fundraiser

Book Sale Fundraiser

Please bring your reading books this month for our February Fundraiser. Any good novel, whether it's a new bestseller, an old classic, or one of your personal favorites would be greatly appreciated. Think of the kind of book you would like to cozy up by the fire with. Bring small bills because the committee will have the books priced from \$1-\$5 and presorted for sale. Thank you very much in advance for supporting this fundraiser for our guild.

P.S. Please save your quilting/crafting books and magazines and periodicals for sale in June 2007.

Pam Hoffman and Carol Young

A Note from the 1st Vice President Betsy Koss

We certainly enjoyed Gwen Marston's lecture and her "free and easy" workshops last month! A good time was had by all. We learned how to make happy, funky quilts in a jiffy. This month brings us a mystery of sorts, so get your sleuth hat out for February's program. We will be looking at the work and work spaces of some of our guild members and have a giggle.

My other job in the guild is staffing the Quilt Show in February. We are doing well there, but still need to hang quilts on Thurs. night, "White gloves" on Friday and Saturday, as well as "tear down" people at the end of the show. The sign-up board will be at the meeting as well as the Mystery Quilt day sign up sheet, So look for it with your pen!

P.S. In the newsletter you'll find the March (and last of the year) workshop registration. I've seen the graphic of this "still in the oven" quilt that Amy will teach and it is cool!

Charm Squares

The following 7 people signed up for charm squares: Jean Saillant, Nancy Bruel, Jannette Deszell, Martha Hale, Dianne Zyskowski, Jeanne Lumm and Elaine Stein. Please bring 3 different quilt-shop quality purple fabrics suitable for appliqué, each cut into seven 6" squares. The March sign-up will be yellows appropriate for appliqué.

**I only Quilt
On Days
Ending in "Y"**



"MEME'S SUNNY GARDEN"

Designed by Nancy Odom

SPECIAL ONE-TIME PURCHASE FOR ALL 9 BLOCKS

Features 14 pieced blocks around a center appliquéd medallion with a pieced background.

All six patterns are needed to complete the quilt.

Instructions included in this pattern: Tulip Nine-Patch, Berries, and Petal Points.

The completed quilt is approximately 86"x 98"

The Fabric Kit includes the pattern and all of the fabrics for the top, borders and binding (approximately 13.5 yards).

You choose and purchase the backing fabrics.

Total cost of pattern and fabric packet is \$198.99.

If the fabric kit is shipped, there are additional charges.

If you desire to purchase only the pattern the cost is \$35.98.



Yoder Department Store

PO Box 245

Shipshewana IN 46565

www.yoderdepartmentstore.com

ARE YOU READY? IT'S QUILT SHOW TIME!

Notes for workers:

Wear comfortable shoes.

Park in rear of building.

The Quilt Show is located in the Banquet and Conference Center.

Check in at quilt show office located in coat closet of the north ball room, top of the stairs and turn right.

Workers get free admission to the show, but your name must be on the list of workers.

=====Cut Here=====

Quilt Show Receipt and Label Information

Quilt show receipt (Keep for pickup)

To be signed by a GUILD representative receiving the article. This is your claim ticket for picking up your entry. ENTRIES MUST BE PICKED UP NO LATER THAN 8 pm on Saturday, February 24th, 2007.

EXHIBITOR _____

ITEM NO. _____

NO QUILTS WILL BE RELEASED UNTIL THE SHOW IS COMPLETELY

Label (sew on the back of entry)

Sew this label to your entry at the lower right corner of the back.

NO PINS, PLEASE!

Please fold quilted article so that the label shows.

EXHIBITOR _____

Phone _____

Name of item _____

Item No. _____

=====Cut Here=====

Right side **Label**: Fill in Exhibitor, Phone and Name of item.

Sew paper label to the lower right corner of the back of the quilt.

Left side **Receipt**: Fill in Exhibitor and safety pin next to Label

Quilt Drop Off

Wednesday February 21, 2007 at Canterbury Village from 2 to 7 pm. The Banquet Hall entrance. Please have the paper **Label** sewn on and **Receipt** pinned on the lower right corner of the quilt back. Please fold your quilt so that this is on top. It will speed up the process of checking in. After the a member of the quilt committee verifies your information, she will sign the receipt and hand the receipt to you.

Quilt Return

Saturday February 24, 2007 at Canterbury Village. From 5:30 to 8 pm. Bring your signed receipt.

Raffle Quilt Tickets

Turn in money and unsold raffle tickets that you have signed out at the February 8 guild meeting.

Publicity

Tell everyone about the show. Come and enjoy the show.

GLHQ Challenge Quilts - Quilts From the Kansas City Star

It is February, gray, cold and a couple of months away from Spring and we can't think of a better time for you to work on your guild challenge quilt. There are so many options with so many blocks to choose from! Hopefully many of you have started your quilts - if not there is still plenty of time! Just remember the quilt must have at least one of the blocks on the list and there must be a stripe fabric somewhere in the quilt. We cannot wait to see what all you very talented and creative guild members come up with this year. June will be here before we know it and we have some fantastic ribbons and prizes for 1st, 2nd and 3rd place quilts or wearables! Remember the only quilt that does not have a chance at a ribbon is the one you don't enter!

-GLHQ Guild Challenge 2007 Committee - Linda Thielfoldt, Julie Greening and Connie Soon

Tiny Miracles

To all members who so graciously have made and donated quilts for Tiny Miracles - thank you one and all for these beautiful creations. Each and every one is more beautiful than the next, and they will be appreciated by the hospital staffs, babies, and especially the parents of these little ones who endure the stress of hospital life. They will truly understand the comfort and healing powers of a handmade quilt. THANK YOU one and all - your generosity and talent are very much appreciated.

Ellen Bidigare, Director of Tiny Miracles, Quilts for Premies

Quilts of Valor from Linda Thielfoldt

Many of you have made and donated hero quilts over the past couple of years and no matter what side of the "aisle" you sit on or how you feel about the war, the need is still great for donations of quilts. For several years now I have been making and sending quilts and the letters and email I have received during that time inspire me to continue doing so. QOV volunteers completed and awarded 4,000 Quilts of Valor in 2006 and Catherine Roberts, Founder of QOV (formerly Quilts for Soldiers) has issued a challenge for thousands more quality made quilts. She is asking that we remind our quilting friends that we are still at war and we need to continue to provide comfort for our combat wounded. Check out the latest newsletter at www.qovf.org and if you have the time please consider making a quilt. If you cannot complete the quilting you can contact QOV through the website and they will match you with a longarm quilter who is willing to donate their time to help you complete your quilt and send it off to a hero.



My name is Amy Davidson and I'm just like all the other quilters out there. I love to quilt and I love fabric. Maybe the only difference between you and me is I can't leave well enough alone. Most quilters are content with quilting. I felt the urge to turn my passion into a job. Maybe out of selfishness, I wanted to quilt and not go to a job that didn't involve quilting.

I come from a "stitching" background. My mother owned a needlepoint shop for 15 years while I was growing up. While I always swore I would NEVER be anything like my mother, our lives have ended following a similar path. I must admit that I am very much like my Mom and proud of it. Thanks, Mom.

Back in 1995 or so, I got my nerve up to apply at a quilt shop. I really had only done a little quilting at that point, but ignorance has never stopped me before. I got the job and I was off on this great adventure. I learned as much as I could, mostly by picking the brains of quilt teachers and other more knowledgeable-quilters. I was soon teaching classes. Some nights I was learning the technique from books before teaching them in the morning! I found the joy I got from watching students "catch the bug" was even more fun than quilting itself. I was definitely hooked on teaching. While teaching, I found myself searching out or developing the best, most reliable techniques I could. This often caused me to rewrite directions to incorporate these techniques.

In 2003 I got involved in designing some quilts for a fabric company. They needed quilts made with their fabric for Quilt Market. Does it get any better than that? The company was South Sea Imports. I have also worked for P & B Textiles doing the same thing. I have had a quilt in Quilt magazine and have one in an upcoming issue of Quilter's World. I have also had a quilt in Keepsake Catalog. I travel and teach to many guilds and shops. My first love is still seeing that spark in a student's eye. In 2004, the day before I turned 40, I started Humble Bee Quilt Works. It was the logical next step for me. If I was going to rewrite pattern directions for classes and design quilts for fabric companies, why wouldn't I do it under my own label?



Pieceful Traditions Quilt Shop

3010 Van Horn Road Suite D
Trenton, Michigan 48183
Trafford Square Shopping Center
Corner of Fort Street and Van Horn
734-692-1333
piecefultraditions@sbcglobal.net

Hours:
Monday-Saturday
10am - 6pm
Closed Sunday

Jill Stein and Jan Whitten
Owners



Devine Quilters



Longarm Quilting Service

Jackie Jaskot & Maureen Magadan

2346 London Bridge # 64 Rochester Hills, MI 48307
Phone: 248-894-8060 / 734-459-0740 Email: mmagadan@sbcglobal.net

GREAT LAKES HERITAGE QUILTERS PRESENT

AMY DAVIDSON

"MAD ABOUT PLAID"

Amy will be teaching her latest design to us in a workshop to be held at the Berkley City Library on March 10th. This quilt design has not been seen publicly, it is so new! As the workshop title indicates, it is a plaid, but no ordinary plaid. It has depth, and an interesting diagonal-ness. It can be made up with bold colors for a dramatic look, or in soft (or reproduction) fabrics for a cozy feeling. This will be our last workshop of 2007, and perhaps our best. Amy has fun with her workshops, giving away prizes, and goodies to all who come. Join the group for some strip piecing, no triangle, quilt-making fun!

***** LOOK FOR THE 'MAD ABOUT PLAID' QUILT AT THE GLHQ QUILTSHOW!*****

THE CLASS FEE INCLUDES AMY'S PATTERN. CHECK HER OUT AT: humblebeequiltworks.com

SATURDAY WORKSHOP

MARCH 10 2007 10am-4pm BERKLEY CITY LIBRARY 3155 COOLIDGE HWY.

Questions about content: Betsy Koss 248.858.2695

Registration: Jo Cassar 248.738.8155

=====

Please return this portion with a SASE and your check, payable to GLHQ to: Jo Cassar 2550 Garland Sylvan Lake, MI 48320

SATURDAY WORKSHOP MARCH 10

_____ \$40.00 Guild Member OR _____ \$45.00 non Member

NAME _____

ADDRESS _____ STATE _____ ZIP _____

PHONE _____ E-MAIL _____

Membership Report *from Julie Greening*

Attendance at the January meeting was excellent. There were 125 members and 17 guests present. This was our highest attendance in the last year and a half.

We have two new members who have joined GLHQ. They are Ruth Montalvo and Del Moore. Please make it a point to introduce yourself and welcome them to the Guild. During Show and Tell, there were 16 quilts displayed, one of which was for charity.

February 2007 **Hospitality**

Snacks (Sweet or Savory)

Jean Usner	Gitta Welsch	Jo Cassar
Jan Landsberg	Pam Hoffman	Diane Ladue
Jamie Watson	Mary Troussaint	Elain Stein

Drinks

Joyce Nelson Jannette Deszell Barbara Fowler

Ice Robin Cushing

Reminder: Bring your own mug. Label ingredients for those with dietary concerns (especially peanuts, dairy, pork).

February Birthdays	
Barbara Ollesheimer	2/1
Karen Parker	2/3
Jean Usner	2/5
Martha Hale	2/6
Karen Moore	2/12
Barbara Geiger	2/14
Lori Scussel	2/19
Jeanne Lumm	2/21
Anneliese Peterson	2/22
Adair Calder	2/26
Marilyn Michaud	2/26

GLHQ has obtained permission from the quilt artists to publish photographs of their copyrighted designs in the newsletter and on the website. In accordance with the intellectual property and copyright laws of the United States of America, there can be no visual duplication of the quilts without the express written consent of the designers of the quilts.


Before Prozac...

There was

Quilting

Door Prizes *from Marilyn Flowers*


The shop highlighted this month was Sandra's Sewing Center in Lapeer. They have a nice selection of hand died and batiks also fabric that co-ordinate. Bring your money next month for prizes from Aunt Nan's.



Linda M. Thielfoldt
Authorized Sales Representative

The Quilted Goose

646 E. Long Lake Rd.
Troy, MI 48085
248-740-8867
Fax 248-740-8869
E-mail: info@thequiltedgoose.com



Statler Stitcher
Longarm Classes
Longarm Machine Quilting

Mark Your Calendars

The Great Lakes Heritage Quilt Retreat
Friday **April 13th** thru Sunday **April 15th** 2007

At the Ashman Court Midland, Michigan

We still have plenty of room for you and your quilting buddies. Grab a friend and come along, you need not be a member to join the fun!

If you would like to join us this year all you need to do is fill out the form below and write a check to:
Cindy Fitch @ 6216 Beachwood Ct. West Bloomfield Mi. 48324

to reserve your spot. Remember you do not need to be a member. Please include the form with your check so that we will be able to get more information to you to make your getaway as carefree as possible. Grab a quilting buddy and come along!

The cost for Friday thru Sunday includes

Our quilting space

Hotel room for 2 nights

Dinner Friday night and Saturday night

Breakfast Saturday morning and Sunday Morning

Continuous Break station between 1pm and 5pm Saturday and Sunday

Swimming and exercise room

Quad, per person \$187.92 Triple, per person \$200.88 Double, per person \$226.80 Single \$300.24

There will be forms at the January meeting and on our website at www.glhq.org

Name (PLEASE PRINT) -----
Address-----
Phone----- email-----
Room choice Single Double Triple Quad
Roommates if you know:-----Need Roommate?-----
Check #----- Amount-----

Haven Information *from Cathy Labrie*

Haven is a safe haven for women and children in abusive relationships. Throughout the year we collect various items to help support this facility. They are very appreciative of our continued support. For the month of February, I would like to collect undergarments for women and children (boys and girls). They request that the items be new. Thank you for caring enough to share!

GLHQ MEMBER RAFFLE QUILT

I hope everyone likes this years GLHQ Raffle Quilt. The guild looks forward to presenting a throw size version of the quilt to one lucky member. For every 20 tickets a member sells they will be entered into the drawing for the quilt. So if you have not picked up your raffle tickets be sure to do so in February. If you have sold all your raffle tickets see Maureen Magadanz for some more. If you have any questions about how you can win contact Christine Reeves or Pam Mathias. Happy Selling!!!!

Charity Report *from Sandy Kaufman*

At the January meeting members donated 6 adult lap quilts, 3 crib quilts and 38 (yes, 38) Tiny Miracle quilts. Several members took home kits to make quilt tops and three were returned from previous kits. The Spring Oakland County Medical Society Baby Shower quilts are due in April. These should be crib size, approximately 40 to 50 inches. Fifteen adult lap quilts will be taken to Gilda's Club this month.



Living Quilts

Long Arm Machine Quilting
 Custom Made Quilts & Repairs
 Fabrics 40% off
 248-601-1431

Chantal Anderson
 quilthaus@aol.com

402 Hillview
 Rochester Hills, Mi 48306

Maggie's Top Stitch Quilting

248-543-5881


Long-arm Quilter
 patterns and pantographs
 custom work available

www.maggiestopstitchquilting.com

e-mail: msmith759@wowway.com



Great Lakes Heritage Quilters
Lynne Bryant
1811 Hollywood
Grosse Pointe Woods MI 48236
LynneMBryant@comcast.net



Thursday, February 8, 2007 Meeting


Our February 8 meeting will be held at
Birmingham Unitarian Church at

Woodward and Lone Pine Road 7:00pm

Don't forget

- Name Tags
- Charity Quilts
- Raffle Tickets
- Haven Items

Deadline for March Newsletter,
February 16



2006 Raffle Quilt