

# Heritage Happenings



Volume 16, Issue 6

February 2008

## President's Perspective

Betsy Koss [betsyquilts@comcast.net](mailto:betsyquilts@comcast.net)

Over time most quilters' interest in the craft evolve in one-way or another. What began as a passing curiosity years ago becomes a primary pursuit of late! When I began making quilts, I bought 1/4 yd pieces, if a 1/8th piece wouldn't do! The patterns were followed carefully and then packed away for the next.... Flash forward to the present! My current projects are sprinkled with vintage fabrics, copies of antique quilts, or old tops that need be quilted. Along with my growing interest in vintage have been reading state search books on quilts. One of my latest: *Quilts of Virginia 1607-1899*. In it, there are three medallion quilts by Martha Washington! I'd like you to know that our first lady made large quilts (at least 100X100) and that she didn't get them all done. What a comfort to those of us with UFOs. I love the idea that our foremothers like Martha, made, and sometimes finished quilts. They took simple blocks made with familiar fabrics and created great quilts. I'm just so impressed that without rotary cutters, mats, and other tools, they made beautiful quilts. I have come back to this myself. My work is longer and more my own. I hope yours is evolving to be more your own as well. Also, just a reminder to bring in those red and white or valentine themed projects to share during show and tell. Let's be festive... wear red to the meeting! Keep Warm!

## A Note From The 1<sup>st</sup> Vice President

Mary Jo Spina [pauls1@comcast.net](mailto:pauls1@comcast.net)

Our program started off slowly this year but that will change over the next three months as we host three nationally recognized quilters/authors. We will have a wonderful opportunity to learn from the best without even leaving home.

In February we will host Sue Spargo, an expert in wool appliqué and embellishment. Her years in southern Africa and England have influenced her style and unique designs. Sue will bring a trunk show of her quilts and smaller projects as well as patterns, fabrics, kits and supplies to sell following her lecture. There are still openings in both of Sue's workshops and

Carol Young will be taking registrations at the meeting.

I hope everyone enjoyed having a quilt shop at the January meeting and seeing Joan's quilts. To read more about indigo or madder dyeing to produce indigo and double pink fabrics, see *Down by the Old Mill Stream: Quilts in Rhode Island*. For more information on the Underground Railroad, see Barbara Brackman's *Facts and Fabrications: Unraveling the History of Quilts & Slavery* or visit [www.ctpub.com](http://www.ctpub.com) for information on Barbara's new online Underground Railroad Quilt Club.

## Upcoming Events

### February 14, 2008

Sue Spargo "Finding Your Creativity"

- 2/15 Workshop – Greenbrier (wool quilt)
- 2/16 Workshop – 12 Pinkeepers

### March 13, 2008

Laura Wasilowski "Chicago School of Fusing Guided Tour"

- 3/14 Workshop – Tiny Homes and Gardens

### April 10, 2008

Jo Morton "Making Something That Looks Old"

- 4/11 Workshop – Hattie's Scrappy Hourglass Quilt
- 4/12 Somewhere in Time



## Holiday Bazaar Report

Lynne Bryant [LynneMBryant@comcast.net](mailto:LynneMBryant@comcast.net)

On behalf of the Holiday Bazaar Committee:

- Marilyn Cohen-Kaczander
- Joyce Kaczander
- Lynn Aleman
- Lydia Hampton
- Linda Thielholdt

and a host of others, I would like to thank all of the people who donated items to the bazaar, who purchased items and who worked on making it a success again this year. We earned over \$1,700. This will do a great deal to make our 2008-2009 programs a success. The schedule for next year is coming together and we will let you know when it is finalized.

### HAVEN Special Request for February:

#### *Be a Sweetheart – Donate Paper Products*

**Ideas:** Paper plates, napkins, paper towels, plastic cups, plastic utensils, Dixie cups, toilet paper, food wraps (foil, "Saran" wrap), zip top plastic baggies, trash bags.

**\*\*Please check your closets to see if you can spare one of these items or pick up an extra of your favorite item during a 2 for 1 sale. These "little" conveniences make life easier for the women to take care of their families, pack lunches, and keep their places tidy!**

Each month, our guild collects items to assist victims of domestic abuse. Any items are appreciated.

**Cathy Labrie and Diana Ratzlaff**

### Maggie's Top Stitch Quilting

248-543-5881

Long-arm Quilter  
patterns and pantographs  
custom work available  
[www.maggiestopstitchquilting.com](http://www.maggiestopstitchquilting.com)  
e-mail: [msmith759@wowway.com](mailto:msmith759@wowway.com)



*Living Quilts*  
Long Arm Machine Quilting  
Custom Made Quilts & Repairs  
Fabrics 40% off  
248-601-1431

*Chantal Anderson*  
[quiltHaus@aol.com](mailto:quiltHaus@aol.com)

402 Hillview  
Rochester Hills, Mi 48306

### All Stitched Up

*Enhancing your sewing  
experience through  
inspiration & service*

Sales, Service,  
Accessories & Classes  
Mary Sirianni - Manager

31691 Grand River Avenue  
Farmington, MI 48336

Phone: 248-426-8711

Fax: 248-426-8721

[allstitchedup@sbcglobal.net](mailto:allstitchedup@sbcglobal.net)

Nothing Sews Like A Bernina. Nothing.  
**BERNINA**

[www.allstitchedupmi.com](http://www.allstitchedupmi.com)



*Devine Quilters*

**Longarm Quilting Service**

Jackie Jaskot & Maureen Magadan

2346 London Bridge # 64 Rochester Hills, MI 48307  
Phone: 248-894-8060 / 734-459-0740 Email: [mmagadan@sbcglobal.net](mailto:mmagadan@sbcglobal.net)

# SUE SPARGO WORKSHOPS

## Greenbrier Wool Quilt Workshop

Friday, February 15, 2008

### **Birmingham Unitarian Church**

38651 Woodward Ave.

Bloomfield Hills, MI 48304

10:00 a.m. – 4:00 p.m.

Greenbrier is a dynamic, folk-art quilt with a large center appliqué and fun floral blocks. Color plan your quilt by using two complementary colors of Sue's hand-dyed wools for the backgrounds. Make it uniquely yours by adding a combination of wool and cotton fabrics and embellishments or use Sue's kit. Sue will cover freezer paper templates, whip stitch appliqué, use of cotton and wool threads and finishing with a hand-stamped label.

## 12 Pin Keepers

Saturday, February 16, 2008

### **Berkley Public Library**

3155 Coolidge Highway

Berkley, MI 48072

10:00 a.m. – 4:00 p.m.

Make a couple of creative pin keepers choosing from 12 of Sue's designs using hand-dyed wools, upholstery fabric, beads and stitchery. Fill with lavender, sand or sawdust. Learn to make cording and stamped labels.

### **PLEASE NOTE: WORKSHOPS ARE IN 2 DIFFERENT LOCATIONS.**

Kits and supplies can be purchased in advance of the workshops online at [www.suespargo.com](http://www.suespargo.com) or by calling Sue at 330-899-9454. Custom kits may also be ordered. Be sure to allow ample time. Limited kits, hand-dyed wools, threads, and other supplies will be available at the workshops.

*Please bring a bagged lunch, snacks, and your own beverages. Coffee, water, and ice will be provided.*

---

Please return this portion with a self-addressed envelope or email address (for supply list) and your check payable to GLHQ. Mail to Carol Young, 2366 Hickory Glen Dr., Bloomfield Hills, MI 48304.

\_\_\_\_ Friday Greenbrier Workshop February 15 \$45 members, \$55 non-members

\_\_\_\_ Saturday Pin Keepers Workshop February 16 \$45 members, \$55 non-members

Total Payment Enclosed \$ \_\_\_\_\_

Name: \_\_\_\_\_

Address: \_\_\_\_\_ City: \_\_\_\_\_ State: \_\_\_\_\_ Zip: \_\_\_\_\_

E-mail: \_\_\_\_\_ Phone: \_\_\_\_\_

Content questions: Mary Jo Spina 248-745-0124 [PAULS1@comcast.net](mailto:PAULS1@comcast.net)

Registration questions: Carol Young 248-647-3656 or 248-229-7345

# Laura Wasilowski Workshop

[www.artfabrik.com](http://www.artfabrik.com)

## TINY HOMES AND GARDENS

Friday, March 14, 2008 10am-4pm

**Location:** Birmingham Unitarian Church, 38651 Woodward Ave., Bloomfield Hills, MI 48304

The glory of fusing is that it is an easy, quick, intuitive way to make artwork. In this workshop explore the techniques of fusing: free cutting, layering, collage building and more. Each student will create a tiny garden quilt in the morning and a little house quilt in the afternoon. Quilt finishing methods, like the fused binding, are also covered. (No sewing machine is required)

### Supplies participants should bring:

- 2 yards of regular weight Wonder-Under fusible web. Please **DO NOT BRING HEAT 'N BOND OR STEAM A SEAM.**
- Sharp scissors. Small 5" knife blade scissors work well.
- Paper scissors
- Rotary cutters, mat and specialty blades, such as pinking, wavy, or scallop. (Laura will have some on hand.)
- Cotton batting like Hobbs Cotton Heirloom Batting. 2 pieces about 12"x14"
- Quilt backing fabric. 2 pieces about 12"x14"
- Teflon pressing sheet (optional)
- Iron and ironing surface (We will need 1 iron for every 4 students. Please let us know if you will be bringing one to share.)
- Small plastic bag for fabric scraps
- Tweezers (optional)

**Fabric:** Only hand-dyed fabric or batiks work for these techniques. Color must penetrate completely through the fabric. Bring a range of rainbow colors in both brights and lights ranging in value from light to dark **OR** purchase a packet of hand-dyed fabrics and threads from Laura for \$20. The packet will include approximately 1 yard total of 8 rainbow colors in each value. See Laura's website for a picture of the type quilt we will make in class.

---

Please return this portion and your check payable to GLHQ to Carol Young, 2366 Hickory Glen Drive, Bloomfield Hills, MI 48304.

Tiny Homes and Gardens March 14, 2008 \$45 members, \$55 non-members

Total payment enclosed \$\_\_\_\_\_

Name: \_\_\_\_\_

Address: \_\_\_\_\_

E-mail: \_\_\_\_\_ Phone: \_\_\_\_\_

Content questions: Mary Jo Spina 248-745-0124 [PAULS1@comcast.net](mailto:PAULS1@comcast.net)

Registration questions: Carol Young 248-647-3656 or 248-229-7343



## RED Light


Linda Thiefoldt [info@thequiltedgoose.com](mailto:info@thequiltedgoose.com)

Although this is not quilting related it does pertain to many of us quilters. A recent study found lead in many leading lipsticks. Women may be shocked to discover that what is going on (and essentially in) their mouth every day can actually be hazardous to their health. The Campaign for Safe Cosmetics found that more than 20 name-brand lipsticks contain detectable levels of lead. None of them listed lead as an ingredient and purchase price provides no guarantee of safety either. In fact researchers report that some of the less expensive brands such as Cover Girl tested "good" while L'Oreal, Revlon Color Riche and Christian Dior led with the highest percentages of lead. A full third of the tubes tested exceeded the U.S. Food and Drug Administration's protective limit for lead in candy.

"The latest studies show there is no safe level of lead exposure," says Dr. Mark Mitchell, President of the Connecticut Coalition for Environmental Justice. "Lead


builds up in the body over time and lead-containing lipstick applied several times a day, every day, can add up to significant exposure levels." The Campaign for Safe Cosmetics is a coalition of women's public health, labor and consumer-rights groups lobbying the beauty industry to phase out harmful chemicals.

For brand ratings, search "lipsticks" at the Environmental Working Group's site [www.CosmeticDatabase.com](http://www.CosmeticDatabase.com) When you click on the brand name and color it will bring up another page that lists the ingredients and the health hazards associated with them. I was shocked to find that my lipstick ingredients are known to cause cancer. My brand and shade of lipstick tested out at a 7 which ranked it in the "high hazard" category. Needless to say I will be in search of a safer brand/color and thought since many of us quilters wear lipstick every day I wanted to pass this information on to you.



Lake St. Mercantile  
248-486-4410

Quilting • Wool Projects  
Lessons • Supplies

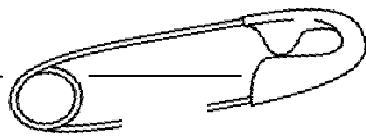


115 E. Lake St.  
South Lyon, MI 48178  
Hrs: M-F 10 am - 6:00 pm  
Sat 10 am - 4 pm  
Sun 12 pm - 3 pm  
[www.lakestmercantile.com](http://www.lakestmercantile.com)



[www.thequiltedgoose.com](http://www.thequiltedgoose.com)  
or call 248-740-8867

**Have you been dreaming of owning a Long Arm Quilting Machine?** Did you know that the new Gammill Home Pro can be yours for less than \$7000? If you would like to try out a machine call me today for your free demo! **Linda M. Thiefoldt** ~ *Authorized Gammill Sales Representative*



## Thursday, February 14, 2008 Meeting

**When:** 7:00 p.m.

**Where:** Birmingham Unitarian Church  
38651 Woodward Avenue  
(Woodward and Lone Pine)  
Bloomfield Hills, Michigan

**Don't Forget:**

- Wear Red
- Name Tag
- HAVEN Paper/Wrap Item
- Charity Quilts
- Show and Tell
- Red Project
- Favorite Tip or Technique
- Cup/Mug

**Snacks:**

Jannette Deszell  
Kathy Micucci  
Elaine Stein  
Sandra Skinner  
Diane Ladue  
Suzanne Jones  
Jamie Watson  
Becky Magnus  
Cindy Fitch  
Mary Wilson

**Drinks:**

Jean Saillant  
Barb Allen  
Denise Jewell  
Cathy McIntee

**Ice:**

Lucy O'Connor

THANK YOU, LADIES!



**Great Lakes Heritage Quilters**

Michelle Lavigne  
535 Hillcliff Dr.  
Waterford, MI 48328  
[mlavigne22002@yahoo.com](mailto:mlavigne22002@yahoo.com)